



HOW TO PAY THE PRE-SELECTION APPLICATION FEE

The application fee of € 30 per submitted application (maximum of 2 applications per student per academic year) **must be paid BEFORE the final submission of your MoveIN application.** Please follow the steps listed below and the instructions on MoveIN.

IMPORTANT NOTICE

If you have already submitted 2 applications, please DO NOT try to submit or pay for additional applications as application fees CANNOT be refunded and all additional applications will be rejected.

1. Go to

<https://uniroma1.pagoatenei.cineca.it/frontoffice/modellopagamento?id=1332&lang=en>

2. Flag the “Anonymous” checkbox

The screenshot shows a web form titled "Application fee - online pre-selection Move In". At the top right, there are navigation links: "Back to homepage", "Search for payment", "Voluntary payment", and "Download receipt". The form fields are as follows:

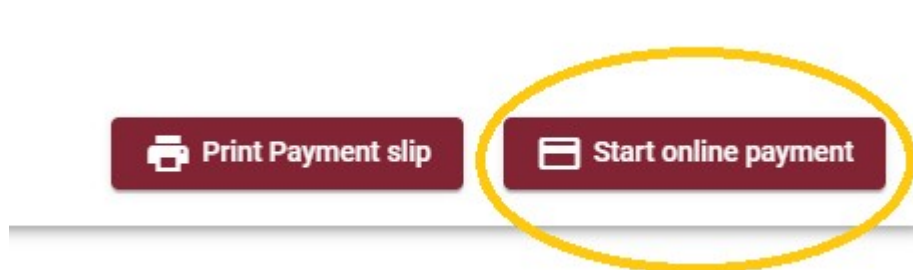
- Business name/Name Surname ***: A text input field.
- Nation ***: A dropdown menu with "Afghanistan" selected.
- District**: A text input field.
- City**: A text input field.
- Address**: A text input field.
- Street number**: A text input field.
- Zip code**: A text input field.
- Email ***: A text input field.
- Phone**: A text input field.
- Mobile phone ***: A text input field.

The "Anonymous" checkbox is located to the right of the "Business name/Name Surname" field and is circled in red.



Pag 2


3. Enter your Name and Surname in the “Business name/Name Surname” field **EXACTLY AS THEY APPEAR ON YOUR PASSPORT**
4. Enter Your Nation
5. Leave non-mandatory fields blank (fields without *)
6. **ENTER YOUR EMAIL** → it must be the same email used on the MoveIN platform, **otherwise your payment will not be registered.**
7. **ENTER YOUR MOBILE PHONE NUMBER**
8. In the “PAYMENT REASON” field, after “MOVE IN –”enter the name of the programme you are applying for by copy-pasting it from [this list](#).
9. **CLICK ON “Start online payment”**



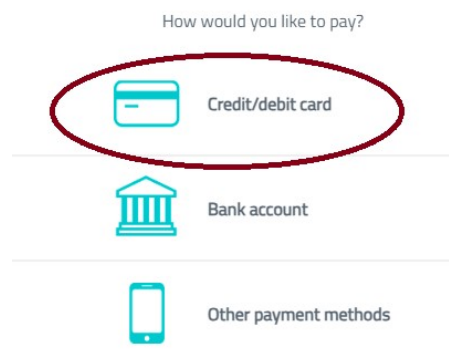


Pag 3

10. Click on “Login with your email” and **enter same email used on the MoveIN platform**



11. Click on “CONTINUE” and select “Credit/debit card”





Pag 4

12. Enter your credit/debit card details and click on “CONFIRM PAYMENT” – Please note that you can change the bank/provider that will be handling your payment by clicking on “Edit” BEFORE confirming the payment

Your payment will be handled by ⓘ

WORLDLINE

Transaction fee € 0,40 ⓘ

Edit

Confirm Payment

Attention: after confirmation it will no longer be possible to cancel the payment

13. Complete the payment and CHECK YOUR EMAIL.

14. VERY IMPORTANT: Upload the pdf payment receipt (attached to the confirmation email) on MOVEIN to BEFORE submitting your application.

Application Fee

Please select the following link in order to proceed with the payment of the application fee:
<https://uniroma1.pagoatenei.cineca.it/frontoffice/modellopagamento?id=1332&lang=en>

Fee receipt* **Upload**

Save **Previous** **Next**