

Student Opinion Questionnaire (OPIS)

- ANVUR asks all students to fill in the OPIS Questionnaire **on their mobile devices, during class time, once two-thirds of the lectures have been completed.**
- For this purpose, **lecturers should choose a specific time during their lessons to present the questionnaires.**
- Absent students at the time chosen for the course evaluation will still be able to complete the questionnaire when registering for their exam.
- It is possible to evaluate, **during class time**, every didactic module or part of the didactic module in co-teaching.
- If the lecturer deems it necessary (e.g: few students attending the course that day), they can repeat the evaluation questionnaire in class on a different time before the end of the course.
- Students enrolled in following years than the one provided for a given course may also fill in the questionnaire unless they have already did so in the same academic year, having already registered for the exam, without passing it.
- To reduce the number of questionnaires required for modular courses or with several lecturers, **a single questionnaire relating to the course as a whole** will be requested when booking the exam.

The OPIS Code

- To ease the drafting of the course evaluation questionnaire, **INFOSTUD has assigned a specific “OPIS code” to each course.**
- **The lecturer shows the code to their students** at the date and time chosen for the course evaluation.
- In this way, students are referred to a single questionnaire already associated with the course, speeding up the procedure.
- **Lecturers can find the OPIS codes for each course on their INFOSTUD pages.**
- Once the OPIS code for a course is obtained, on the chosen date and time for the evaluation, the lecturer can help the students access the questionnaire by projecting in class the **instructions defined in the following slides.** Thank you for your kind cooperation.

How to Complete the Student Opinion Questionnaire



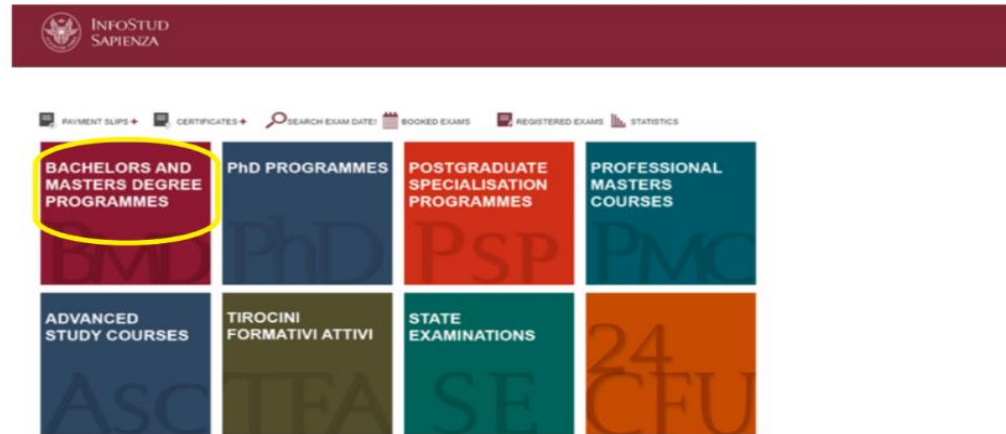
SAPIENZA
UNIVERSITÀ DI ROMA

Log In

1. Before logging in please deactivate the browser's pop-up blocker
2. From Sapienza home page <https://www.uniroma1.it/en> select:
STUDENTS
3. Then, type in your Student ID Number and Password to access your personal page on INFOSTUD.


The screenshot shows the Sapienza University of Rome website. At the top left is the university logo and name. A navigation menu includes 'STUDENTS', 'GRADUATES', 'ACADEMICS', 'STAFF', and 'CONTACTS'. A search bar and a language selector set to 'EN' are on the right. Below the navigation is a breadcrumb 'Home / Students'. A large banner image shows two students smiling, with the word 'Students' overlaid. Below the banner is a search bar with the text 'Look for your course' and a magnifying glass icon. To the right of the banner are four red buttons with white icons: 'STUDENT AFFAIRS OFFICES' (two people at a desk), 'REGULATIONS AND FORMS' (document with checkmark), 'DEGREE PROGRAMMES' (person at a whiteboard), and 'TUITION FEES AND BENEFITS' (Euro symbol). Below these is the 'INFOSTUD' section with two login buttons: 'Entra con CIE' and 'Entra con SPID'. Underneath are input fields for 'Serial number' and 'Password'. At the bottom are buttons for 'ACCEDI' (with links for 'Register' and 'Forgot your password?') and 'OPEN APP'.

Degree Programmes



Click on **“BACHELORS AND MASTERS DEGREE PROGRAMMES”** to access the degree programmes

Degree Programmes → Student Opinions → Questionnaire

 Go home Home - Degree Programmes

DEGREE PROGRAMMES

ADMISSION TO PROGRAMMES

SPECIAL PROCEDURES

- Network Orientation
- Preference Management
- Health Masters
- Pre-enrolment Tolc-I
- Change Degree Programme
- Scuola di studi avanzati

PROGRAMMES

- See Programmes
- Insert Request

24 CFU

- Show courses
- Certificates
- Enter application

TUITION FEES

- Year One
- Following years
- Final Exam
- Psychology Traineeships

EXAMS

- Book exams
- Exams booked
- Registered exams
- Graduation application
- Statistics

PAYMENT FORM

- Issued Forms
- Paid Forms

INTERMEDIATE TESTS


CERTIFICATES

LEARNING PATH


STUDENTS' OPINIONS

PART-TIME

- Show application
- Enter/change application
- part-time status

 Contacts

CONTATTI



CIAO - Centro Informazioni Accoglienza Orientamento
ciao@uniroma1.it

HELLO - Welcome Office Sapienza
hello@uniroma1.it

[Piazzale Aldo Moro 5](#)
timetable: MON-FRI from 9.30 to 17.00


Office for Students with Special Needs
sportello@uniroma1.it
Freephone 800410960


SOrt - Sportelli orientamento e tutorato
servizio.orientamento@uniroma1.it
[go to the page on the website of Sapienza University](#)

SOUL - Sistema Orientamento Università Lavoro
[www.jobsoul.it](#) | [info@jobsoul.it](#)

STUDENT AFFAIRS OFFICES
[Go to the list of Student Affairs Offices on Sapienza's website](#)

1. Select **STUDENT'S OPINIONS** on the left
2. Enter the OPIS code provided by your lecturer
3. Then, click on **GO TO QUESTIONNAIRE**

 INFOSTUD SAPIENZA

 Go home Home - Degree Programmes - students' opinions

DEGREE PROGRAMMES

ADMISSION TO PROGRAMMES

SPECIAL PROCEDURES

- Network Orientation
- Preference Management
- Health Masters
- Pre-enrolment Tolc-I
- Change Degree Programme
- Scuola di studi avanzati

PROGRAMMES

- See Programmes
- Insert Request

24 CFU

- Show courses
- Certificates
- Enter application

TUITION FEES

- Year One
- Following years
- Final Exam
- Psychology Traineeships

EXAMS

- Book exams
- Exams booked
- Registered exams
- Graduation application
- Statistics

PAYMENT FORM

- Issued Forms
- Paid Forms

INTERMEDIATE TESTS


CERTIFICATES

LEARNING PATH

STUDENTS' OPINIONS

PART-TIME

- Show application
- Enter/change application
- part-time status

 Contacts

OPIS - STUDENT OPINIONS

ENTER THE OPIS CODE SHOWN BY THE TEACHER

go to questionnaire

Issues

➤ **Sapienza wifi weak or absent**

- ✓ suggest using the students' phone data connection;
- ✓ if the telephone data connection is also weak or absent, ask the students to complete the questionnaire from home later in the day, or in any case preferably before the end of the course.

➤ **The system does not allow the student to complete the questionnaire**

- ✓ may be due to possible administrative problems in the student's enrolment procedure;
- ✓ the student may have already assessed the course in question.